

QUICK GUIDE

AFB 1000

Camera Extender Kit (for BCC2000)

brinno
brilliant innovation

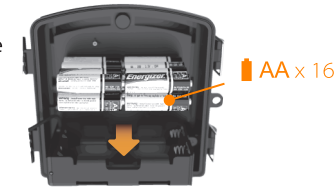
WHAT'S IN THE BOX

1. Multi-task Dongle **ACB1000** x 1
2. 32ft (10m) Ruggedized USB-C Cable x 1
3. Mounting Adapter x 1
4. Cable Clip x 1
5. Cable Ties x 10 (to secure cable path)



INSTALLATION

- 1 Insert 16 AA batteries into the Power Housing Battery Slot (ATH2000).



- 2 Plug the Multi-task Dongle (ACB1000) into your camera (TLC2000).

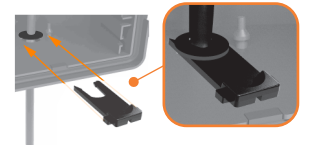
- 3 Screw your camera onto the Mounting Adapter.




- 4 Pass the USB cable through the bottom of your Power Housing (ATH2000).
- 5 Use the circled cable direction to ensure the best performance.



- 6 Use the Cable Clip on the inside bottom of your Power Housing to secure the cable and ensure that a waterproofing seal is maintained.

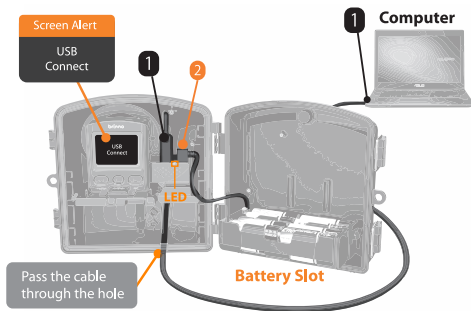


- 7 Slide the Mounting Adapter into drawer number 3 of the Power Housing. It is magnetic and will stick into place.



Connect the Cables

- 8 Plug the Cable **1** into the Multi-task Dongle using the **left side port**. Use the other end of the Cable to plug into your laptop.
- 9 Plug the Battery Slot Mirco USB connector **2** into the **right side port**.
- 10 Check that **"USB Connect"** is shown on your camera LCD screen to confirm that the cable is installed correctly.
Optional: Restart camera - the dongle LED will turn **GREEN** meaning you are ready to start filming.
- 11 Installation finished. **Close and lock** your Power Housing.



Tip

Use **Cable Ties** as-needed to secure the cable into place.



Download files

Simultaneous Record & Download

No need to stop recording. Uses default file explorer to download files - no app required.

Note: Download function only available for completed AVI files. For example, if you are filming in daily mode you will only be able to download files from previous days.



Brinno Command Center

Windows Only

Compatibility: Windows 7, 8, 8.1, & 10 with 64-bit OS
Up to date compatibility info at brinno.com

Use the link or QR code below to download the Brinno Command Center.

Through the Command Center platform, you can:

- Start/Stop recording
- Preview camera frame
- Change settings
- Check battery & SD card status



www.brinno.com/support/support-center/AFB1000

brinno
brilliant innovation

Official Site: www.brinno.com

301-MU0000-21